



MFC Bijou Monogram Guidebook

The source of inspiration for Bijou Monogram is a cameo style alphabet (capitals only) from a vintage embroidery publication. This unique design has been redrawn, balanced, and brought forward into the digital age for your typesetting use and enjoyment. Taking the original design a step further, smallcaps, numerals, dividers, and complimentary bracketing designs have been added to the monogram.

If you would like to learn more about traditional monogram formatting and rules, please feel free to visit our website and download our tutorial PDF, "Rules of Traditional Monogramming Explained" at <http://www.monogramfonts.com/MonogramRules.pdf>

Bijou Monogram Styles

Bijou Monogram supports one, two, three letter monograms, and numbered monograms (allowing commemoration, memorial, and other styles of labeling). It's a vintage look that works well for a wide array of classic personalization settings.

One letter monogram



Type any Capital letter

Two letter monogram



Type any two Capital letters

Three letter monogram



Type any lowercase + Capital + lowercase

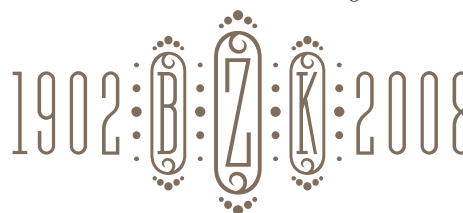
Bijou Monogram's numeral set and dividers allow for even more detailed and personalized monograms. (see the examples below)

Numbered monogram




Type #'s + lowercase + Capital + lowercase + #'s

Numbered and Divided monogram

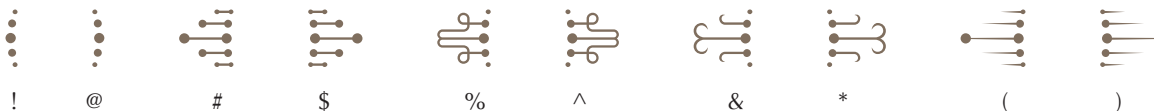


Type #'s + period + lowercase + period + Capital + period + lowercase + period + #'s

If you want to create a more customized look, you can add any of a handful of complimentary brackets to surround your monogram setting.



Below is a map of the various flourish enhancement characters available as part of Bijou Monogram.



And lastly, due to its traditional smallcaps - Capitals - smallcaps composition, Bijou Monogram can also type unique headings & titles.

