

## Composing Table

This font contains some characters who can be use in sequence in order to obtain a single symbol at more colors and therefore formally more corrected in how much the symbols and he marks them present in this font would go represents you of the appropriate color.

Of continuation table with the sequence for obtain the symbols to two colors is one and of continuation the table with the several symbols and the their conform colors.

The following indications give information of principle for use it of the symbols. It attract attention that for specific applications it is necessary to refer locally to the enforced norm that it can vary meaningfully from state to state also.

As an example in the European within (be adherent to the EEC) in job site the reference norm is applied: Directive 77/576/CEE 25 july 1977 see 31977L0576 <http://eur-lex.europa.eu/> .:

Questo font contiene alcuni caratteri che possono essere utilizzati in sequenza per ottenere un singolo simbolo a più colori e quindi formalmente più corretto in quanto i simboli e i segnali presenti in questo font andrebbero rappresentati del colore appropriato.

Di seguito c'è una tabella con le sequenza per ottenere i simboli a due colori e di seguito la tabella con i vari simboli e i colori appropriati.

Le seguenti indicazioni danno informazioni di massima per l'utilizzo dei simboli. Si fa notare che per applicazioni specifiche è necessario riferirsi alla normativa vigente localmente che può variare da stato a stato anche significativamente.

Per esempio nell'ambito europeo (stati aderenti alla CEE) in ambiente di lavoro si applica la norma di riferimento:

Direttiva 77/576/CEE del Consiglio, del 25 luglio 1977 vedi 31977L0576 <http://eur-lex.europa.eu/> .

## Composing Table

### Composig 2 keystroke in sequence

For example:

1) Digit the keystroke sequence















aA

2) Change color like on table:


aA

3) Change font, assign "TB FireSign" (and ize if necessary):














a A		a B		c C	
d D		e E		f F	
g G		\ H		\ I	
/ J		/ K		/ l	
/ M		/ N			

### Note:














For prohibition base symbols  You can use \ (slash: Unicode U+002F) but also / (backslash: Unicode U+005C) or æ (ae: Unicode U+00E6) or â (aring: Unicode U+00E5) or Ç (ccedilla: Unicode U+00E7) or è (grave: Unicode U+00E8) or é (eacute: Unicode U+00E9)

## Composing Table













Single Keystroke symbols. Aggiuntive key are alternative not sequence.

[		Eye medical care
#		Safe recover site
&		Safe shower
+		Arrow up
-		Arrow down
=		Ref. Point (e.g. You are here!)
<		Arrow left
>		Arrow right
R		Emergency exit
S		Emergency exit
T		Emergency exit









Composing Table

U		Emergency exit
V		Emergency exit
W		Emergency exit
X		Emergency exit
Y		Emergency exit
Z		Emergency exit
r		Arrow
s		Arrow
t		Arrow
u		Arrow
v		Arrow
w		Arrow
x		Arrow













Composing Table

Y		Arrow
Z		Douche
{		Exit way stair, down direction
}		Exit way stair, up direction
o		W.C. for women
p		Informations point
q		W.C. for men and women
?		Handicap reserved
O		W.C. for men
P		Nursery
Q		W.C. for men and women
ò		Generic WC

Composing Table

		Handicap reserved
a		Fire hazard (black on yellow sheet)
b		Comburent hazard (black on yellow sheet)
c		Generic hazard; read manual (black on yellow sheet)
d		Explosion hazard (black on yellow sheet)
e		Electrocution hazard (black on yellow sheet)
f		Die hazard (black on yellow sheet)
g		Slippery floor (black on yellow sheet)

Composing Table

○		Emergency switch
:		Emergency switch
;		Extinguisher
í		Class A Extinguisher
		Class B Extinguisher
£		Class C Extinguisher
TM		Mobile extinguisher
]		Fire alarm switch
~ ^		Hydrant
©		Extinguisher
@		Fire alarm
* ®		Hydrant

## Composing Table

### Special :

For extinguisher or hydrant numerations:

Symbol (*number*). For example:

  © ( 0 1 2 )

  ® ( , . 5 )

  ™ ( 1 / 2 )

  ; ( 8 )

  © < CR > ( 0 1 2 )

Note: Change size to 2<sup>nd</sup> row to fit. Fractionary meke best result (on example 1<sup>st</sup> row it's 48pt and 2<sup>nd</sup> line it's 36pt)

[ = (

] = )

N° = ,

/ = /

- = .

1234567890 = 1234567890