



Laura
Worthington

Gioviale

Regular ✧ Bold

User's Guide





FONT FAQ

HOW TO INSTALL YOUR FONT

You will receive your files as a zipped folder. For instructions on how to unzip your folder, visit LauraWorthingtonType.com/faqs/.

Your font is available in two formats: TrueType Font file (.ttf) and OpenType Font file (.otf).

If you have a Mac® or newer Windows® computer, install the .otf file(s). If you have an older Windows computer, install the .ttf files. Install the font by double-clicking on the .ttf or .otf file. When the pop-up menu appears, click on Install font (Mac) or Install (Windows). Fonts may also be installed by dragging and dropping them into your system's font folder.

After installing your font, save a copy of the downloaded font files in a folder on your computer as a resource in case you want to re-install the font or transfer it to a new computer.

HOW TO INSERT SWASHES, ALTERNATES, AND ORNAMENTS

Some programs have a glyphs or symbol panel where the complete font including swashes and ornaments can be accessed and inserted directly. For programs that do not have a way to directly insert the swashes, the easiest method of putting in alternate swashes or symbols is by using either Character Map (Windows) or FontBook (Mac).

Character Map (Windows)

Character Map is a standard Windows utility and can be found in the Start Menu's accessories folder (Windows XP, Vista, 7) or in All Apps under Windows Accessories (Windows 8.1, 10). Character Map can also be found by searching for it by name.



Select your font from the drop-down menu. Character Map will show all available glyphs. To quickly find the swashes, change Group By to Unicode Subrange, and select Private Use Characters from the pop-up menu. Click on any swash and then copy and paste it into your document.

See the Character Map Video for a demonstration.

FontBook (Mac)

Font Book is a standard Mac utility program and can be found in Finder under the Go menu under Applications. Once FontBook is open, go to the View menu and select Repertoire. Click on User in the left panel and then select the font name to see all available swashes in the font. Click on any swash and then copy and paste it into your document.

See the Font Book Video for a demonstration.

LICENSING

Your font comes with a standard one-user license. This license covers one person with up to five workstations (laptop, desktop computer, etc.) connected to one printer or output device. For more

than one user and/or more than five workstations, please contact me at help@lauraworthington.com for a multi-user license.

This font is available for both personal and commercial use. For details on licensing, please visit my FAQ page at LauraWorthingtonType.com/faqs/.

FONT SUPPORT

Visit my FAQ page at LauraWorthingtonType.com/faqs/ for information on licensing, installation, and both general and software specific questions.

Contact me at help@lauraworthington.com and I will be happy to answer any questions.



Tonight Only

Gruyere Muenster Asiago Pecorino

Paired with Zinfandel

*Handsome
Eloquent & Jovial*

ELDERFLOWER & CORDIAL

Hop-Skip-Gallup!



*Graphic designers with a lust for lettering are constantly seeking
scripts balanced neatly on the sweet spot suited for exuberant editorial
work and messages of cheer. Neither frivolous nor strict.*

My typeface, Gioviale, satisfies that need.

*Your work may call for a script that is handsome without being overly
formal, that is merry, playful, and, like a good Italian pastry dough,
hasn't been overly handled until it is left stiff and flat. Use Gioviale to
create something tasty, al dente, a touch ornate yet fluent and full of life.*

Its versatility is exemplified in its greater readability at small sizes compared to other scripts, as well as the included alternates and swashes.

Scripts with a hand-lettered look often take on one of two personalities.

Some are formal, with heavy flourishes that threaten to sacrifice readability. They are regal, make a statement, yet are so meticulously constructed that they seem chiseled in stone and inflexible.

But, oh how exquisitely beautiful they can be.

What's the usual alternative? Italic text faces. Though modern and readable, with the little twist that italics carry, they can have a manufactured appearance, a mass-market profile that robs your work of the personable quirkiness of the handmade and unique. But, still, they cast a respectable, clean, and professional profile.

*What inhabits the space between these, an uncompromising tool
that, in your hands, conveys conviviality, grace, and spunk?*

*Gioviale glides in to fill that formerly scanty typographical niche, a
hybrid of an italic text face and a script, flowing with flair and elegance,
and, somehow, carrying just a hint of tailored and clean, structured
underpinnings. It reveals that elegance needn't be serious, just the
result of serious craftsmanship.*

*Indeed, Gioviale was inspired by a simple and spontaneous burst of joy
in my own craft. Conceptually, my process was reflected precisely in the
outcome, perhaps because it mirrors my own personality in so many
ways. Despite the due diligence required, this typeface came more easily
and naturally to me than virtually any other I've created. The heart of
it burst onto the page breathtakingly fast compared to my other typefaces.*



I wanted the look of a roman italic without pausing to build a roman counterpart (perhaps I'll design one in the future). I looked to the Italian Didones, popularized by Didot and known for their very high contrast thin thins and thick thicks. True to its nature, Gioviale is a less serious interpretation of the Didones, and its uppercase letters are a departure from classic precursors.

Gioviale includes a User's Guide, 1005 glyphs, an entire alternate set of swash caps, 20 ornaments, 20 discretionary ligatures, and an unusually high number of swashes (300), which include a standard uppercase set for more traditional text settings, and a swash uppercase set which are even more flourished. Why not? To joy!



Hello
Greetings
and
Salutations

Gioviale | Regular · Bold *Font Specifications*

CHARACTERS:

1,005 characters per weight

FONT FILES:

1 OpenType (.otf) file and 1 TrueType (.ttf) file

AVAILABLE:

LauraWorthingtonType.com

OPENTYPE FAQ:

To access swashes, alternates, ornaments,
and for any OpenType questions,
go to LauraWorthingtonType.com/faqs

ORIGINAL RELEASE:

November 2012



Standard Characters

A B C D E F G H I J K L M
N O P Q R S T U V W X Y Z

a b c d e f g h i j k l m n o p q r s t u v w x y z

0 1 2 3 4 5 6 7 8 9 ¹ ² ³ ¹/₄ ¹/₂ ³/₄

! " # \$ % & ' () * + , - . / : ; < > ? @ [\]

^ _ { | } ~ « » – — ‘ ’ , “ ” „ † ‡ • … ‹ › ¢ £ ¥ € f

OTHER CHARACTERS

¡ ¢ ´ ¨ ´ ˆ ˇ ˘ ˚ ˛ ˜ ¨ ° = + × ÷ − ± ¬ · ≈ ≠ ≤ ≥ |

Ω π § ª º μ ¶ ‰ / © ® ™ ∂ Δ ∏ Σ √ ∞ ∫ ∠



À Á Â Ã Ä Å Æ Ç Ĉ Ċ Đ
 Ð È É Ê Ë Ě Ė Ğ Ĩ Í Î Ĵ Ĳ Ľ Ļ Ŀ
 Ñ Ò Ó Ô Õ Ö Ø Œ Š Š Ś Ţ
 Ť Ù Ú Û Ü Ů Ű Ų Ÿ Ž Ž Ž ₧

ì í î ï ĭ ľ' ł ŋ ñ ñ ò ó ô õ ö ő ó ø œ ř ř

š š š ß ț ț ù ú û ü ŭ ů ŷ ý ž ž ž þ

Swashes/Alternates

■ *Swash Caps* A B C D

E F G H I J K L M

N O P Q R S T U

V W X Y Z

■ *Discretionary Ligatures* cb ch ck cl

ct eb eh ek el it rt sb sh sk sl st

■ *Stylistic Alternates* o v w

■ *Titling Alternates* A B C D E F G H I J
K L M N O P Q R S T U V W X Y Z

■ ■ *Beginning and Ending Forms* (see *Stylistic Sets*)

// *Uncategorized* f

Stylistic Sets








SS01 SS02 SS03 SS04 SWSH TITL





















SS01 SS02 SS03 SS04 SS05 SS06 SS07 SS08 SS09 SS10 SS11








SS12 SS13 SS14 SS15 SWSH TITL

 STYLISTIC ALTERNATES (SALT)
  TITLING (TITL)
  BEGINNING FORMS

 DISCRETIONARY LIGATURES (DLIG)
  SWASH (SWSH)
  ENDING FORMS



SS01 SS02 SS03 DLIG DLIG DLIG DLIG DLIG SWSH TITL



SS01 SS02 SS03 SS04 SS05 SS06 SS07 SS08 SS09 SS10 SS11



SS12 SS13 SS14 SWSH TITL



SS01 SS02 SS03 SS04 DLIG DLIG DLIG DLIG SWSH TITL

■ STYLISTIC ALTERNATES (SALT)
 ■ TITLING (TITL)
 ■ BEGINNING FORMS
■ DISCRETIONARY LIGATURES (DLIG)
 ■ SWASH (SWSH)
 ■ ENDING FORMS

f f f L L f f J J L

SS01 SS02 SS03 SS04 SS05 SS06 SS07 SS08 SS09 SS10

f L f F F

SS11 SS12 SWSH TITL

g g g g L L g g g J

SS01 SS02 SS03 SS04 SS05 SS06 SS07 SS08 SS09 SS10

■ STYLISTIC ALTERNATES (SALT)
 ■ TITLING (TITL)
 ■ BEGINNING FORMS

■ DISCRETIONARY LIGATURES (DLIG)
 ■ SWASH (SWSH)
 ■ ENDING FORMS



g L J g L G G

SS11 SS12 SS13 SS14 SS15 SWSH TITL

h h h h h h h h h h

SS01 SS02 SS03 SS04 SS05 SS06 SS07 SS08 SS09 SS10

h h h h h h H H

SS11 SS12 SS13 SS14 SS15 SS16 SWSH TITL

■ STYLISTIC ALTERNATES (SALT)
 ■ TITLING (TITL)
 ■ BEGINNING FORMS
■ DISCRETIONARY LIGATURES (DLIG)
 ■ SWASH (SWSH)
 ■ ENDING FORMS

i *i* *i* *it* *I* *I*

SS01 SS02 SS03 DLIG SWSH TITL

j *j* *j* *j* *j* *j* *j* *j* *j* *j*

SS01 SS02 SS03 SS04 SS05 SS06 SS07 SS08 SS09 SS10

J *J* *J* *J* *J* *J* *J*

SS11 SS12 SS13 SS14 SS15 SWSH TITL

■ STYLISTIC ALTERNATES (SALT)
 ■ TITLING (TITL)
 ■ BEGINNING FORMS


■ DISCRETIONARY LIGATURES (DLIG)
 ■ SWASH (SWSH)
 ■ ENDING FORMS



GIOVIALE · SWASHES/ALTERNATES



SS01 SS02 SS03 SS04 SS05 SS06 SS07 SS08 SS09 SS10 SS11



SS12 SS13 SS14 SS15 SWSH TITL



SS01 SS02 SS03 SS04 SS05 SS06 SS07 SS08 SS09 SS10 SS11

- | | | |
|-------------------------------------------------------------------------------------------------------------------|----------------------------------------------------------------------------------------------------|-------------------------------------------------------------------------------------------------------|
|  STYLISTIC ALTERNATES (SALT) |  TITLING (TITL) |  BEGINNING FORMS |
|  DISCRETIONARY LIGATURES (DLIG) |  SWASH (SWSH) |  ENDING FORMS |



SS12 SS13 SS14 SS15 SS16 SWSH TITL



SS01 SS02 SS03 SS04 SS05 SS06 SS07 SS08 SWSH TITL



SS01 SS02 SS03 SS04 SS05 SS06 SS07 SS08 SWSH TITL

■ STYLISTIC ALTERNATES (SALT)
 ■ TITLING (TITL)
 ■ BEGINNING FORMS
 ■ DISCRETIONARY LIGATURES (DLIG)
 ■ SWASH (SWSH)
 ■ ENDING FORMS



GIOVIALE · SWASHES/ALTERNATES



SSO1 SSO2 SSO3 SALT SWSH TITL



SSO1 SSO2 SSO3 SSO4 SSO5 SSO6 SSO7 SSO8 SSO9 SS10



SS11 SS12 SWSH TITL

- STYLISTIC ALTERNATES (SALT)
- TITLING (TITL)
- BEGINNING FORMS
- DISCRETIONARY LIGATURES (DLIG)
- SWASH (SWSH)
- ENDING FORMS



q q q q q Q Q

SSO1 SSO2 SSO3 SSO4 SSO5 SSO6 SWSH TITL

r r R R

SSO1 DLIG SWSH TITL

S S S S S S S S

SSO1 SSO2 SSO3 SSO4 SSO5 SSO6 SSO7 SSO8 SSO9

■ STYLISTIC ALTERNATES (SALT)
 ■ TITLING (TITL)
 ■ BEGINNING FORMS

■ DISCRETIONARY LIGATURES (DLIG)
 ■ SWASH (SWSH)
 ■ ENDING FORMS



sb sh sk sl st  *S*







DLIG DLIG DLIG DLIG DLIG SWSH TITL

τ τ τ   *T*

SSO1 SSO2 SSO3 SSO4 SWSH TITL

u  *u*   *U*

SSO1 SSO2 SSO3 SSO4 SWSH TITL

 STYLISTIC ALTERNATES (SALT)	 TITLING (TITL)	 BEGINNING FORMS
 DISCRETIONARY LIGATURES (DLIG)	 SWASH (SWSH)	 ENDING FORMS

GIOVIALE · SWASHES/ALTERNATES











SS01 SS02 SS03 SS04 SS05 SS06 SALT SWSH TITL











SS01 SS02 SS03 SS04 SS05 SS06 SALT SWSH TITL













SS01 SS02 SS03 SS04 SS05 SS06 SS07 SS08 SS09 SWSH TITL

 STYLISTIC ALTERNATES (SALT)
  TITLING (TITL)
  BEGINNING FORMS

 DISCRETIONARY LIGATURES (DLIG)
  SWASH (SWSH)
  ENDING FORMS



y y y y y y y y y y y

SS01 SS02 SS03 SS04 SS05 SS06 SS07 SS08 SS09 SS10 SS11

y y y y y y y

SS12 SS13 SS14 SS15 SWSH TITL

z z z z z z

SS01 SS02 SS03 SS04 SWSH TITL

■ STYLISTIC ALTERNATES (SALT)
 ■ TITLING (TITL)
 ■ BEGINNING FORMS

■ DISCRETIONARY LIGATURES (DLIG)
 ■ SWASH (SWSH)
 ■ ENDING FORMS





NOTE:

For Swash alternates (more ornate capitals), Titling alternates (simpler capital forms), and Discretionary Ligatures, be sure to enable Swash, Titling, and Discretionary Ligatures settings in the OpenType panel (Adobe Illustrator & InDesign).

Standard Characters

Marvelous

With Discretionary Ligatures
turned on

Marvelous

With Swash alternates
turned on

Marvelous

With Titling turned on

Marvelous



Fruit Full

GIOVIALE REGULAR
STANDARD CHARACTERS



*Fruit
&
Full*

GIOVIALE REGULAR
WITH SWASHES/ALTERNATES



Fruit
Full

■ SWASH

■ DISCRETIONAL LIGATURES

■ SS01

■ SS15



Opal doublet




*A thin layer of precious
opal glued to a black base
causes the colour to become
darker and more vibrant*

GIOVIALE REGULAR & BOLD
STANDARD CHARACTERS



Opal doublet



*A thin layer of precious
opal glued to a black base
causes the colour to become
darker and more vibrant*

GIOVIALE REGULAR & BOLD
WITH SWASHES/ALTERNATES



*A thin layer of precious
opal glued to a black base
causes the colour to become
darker and more vibrant*



STYLISTIC ALTERNATES



TITLING



ORNAMENTS



SWASH



SS11



SS02



SS04



Ornaments



a

b

c

d

e

f

g



h

i

j

k

l

m

n



o

p

q

r

s

t

