



Gioviale

Regular ✧ Bold

User's Guide





OPENTYPE FAQ:

For information on how to access the swashes and alternates,
visit LauraWorthingtonType.com/faqs

All operating systems come equipped with a utility that make it possible to access the swashes and alternates in my fonts. Adobe Illustrator and InDesign (CS versions), Quark Xpress 7.0 (and above), CorelDRAW X6 (and above) have OpenType and Glyph panels, You may download instructional PDFs on my FAQs page for these programs. Microsoft Word 2010 and later versions allow you to access some OpenType features in the application as well.

There are additional ways to access alternates/swashes if you do not have one of the programs listed above: either by using your operating system's utility Character Map (Windows), Character Viewer (Mac OS versions prior to 10.9) or through Font Book (Mac OS 10.9 and later), by downloading NexusFont (free, Windows only) or by purchasing a software program such as PopChar or Ultra Character Map.

I recommend trying out Character Map/Viewer or NexusFont first to see how it works for you before purchasing third party software. If you don't like how these utilities work, here are some additional solutions...

For Mac users running OS 10.8 and above, there is Ultra Character Map, which may be downloaded on the App Store for \$9.99

For both Mac and PC, I also recommend PopChar by Ergonis (especially operating systems prior to 10.8), which is a standalone glyphs panel. It makes it easy to select and copy the swash or alternate letterform you want and paste it into just about any document/program (Photoshop, Word, Publisher, etc.) If you have, or are planning to purchase one of my fonts, contact me with a copy of your receipt for a 30% discount code on PopChar.



Tonight Only

Gruyere Muenster Asiago Pecorino

Paired with Zinfandel

*Handsome
Eloquent & Jovial*

ELDERFLOWER & CORDIAL

Hop-Skip-Gallup!



Graphic designers with a lust for lettering are constantly seeking scripts balanced neatly on the sweet spot suited for exuberant editorial work and messages of cheer. Neither frivolous nor strict. My typeface, Gioviale, satisfies that need.

Your work may call for a script that is handsome without being overly formal, that is merry, playful, and, like a good Italian pastry dough, hasn't been overly handled until it is left stiff and flat. Use Gioviale to create something tasty, al dente, a touch ornate yet fluent and full of life.



Its versatility is exemplified in its greater readability at small sizes compared to other scripts, as well as the included alternates and swashes.

Scripts with a hand-lettered look often take on one of two personalities. Some are formal, with heavy flourishes that threaten to sacrifice readability. They are regal, make a statement, yet are so meticulously constructed that they seem chiseled in stone and inflexible. But, oh how exquisitely beautiful they can be.

What's the usual alternative? Italic text faces. Though modern and readable, with the little twist that italics carry, they can have a manufactured appearance, a mass-market profile that robs your work of the personable quirkiness of the handmade and unique. But, still, they cast a respectable, clean, and professional profile.

What inhabits the space between these, an uncompromising tool that, in your hands, conveys conviviality, grace, and spunk?

Gioviale glides in to fill that formerly scanty typographical niche, a hybrid of an italic text face and a script, flowing with flair and elegance, and, somehow, carrying just a hint of tailored and clean, structured underpinnings. It reveals that elegance needn't be serious, just the result of serious craftsmanship.

Indeed, Gioviale was inspired by a simple and spontaneous burst of joy in my own craft. Conceptually, my process was reflected precisely in the outcome, perhaps because it mirrors my own personality in so many ways. Despite the due diligence required, this typeface came more easily and naturally to me than virtually any other I've created. The heart of it burst onto the page breathtakingly fast compared to my other typefaces.



I wanted the look of a roman italic without pausing to build a roman counterpart (perhaps I'll design one in the future). I looked to the Italian Didones, popularized by Didot and known for their very high contrast thin thins and thick thicks. True to its nature, Gioviale is a less serious interpretation of the Didones, and its uppercase letters are a departure from classic precursors.

Gioviale includes a User's Guide, 1005 glyphs, an entire alternate set of swash caps, 20 ornaments, 20 discretionary ligatures, and an unusually high number of swashes (300), which include a standard uppercase set for more traditional text settings, and a swash uppercase set which are even more flourished. Why not? To joy!



Hello
Greetings
and
Salutations

Gioviale | Regular · Bold *Font Specifications*

CHARACTERS:

1,005 characters per weight

FONT FILES:

1 OpenType (.otf) file and 1 TrueType (.ttf) file

AVAILABLE:

LauraWorthingtonType.com

OPENTYPE FAQ:

To access swashes, alternates, ornaments,
and for any OpenType questions,
go to LauraWorthingtonType.com/faqs

ORIGINAL RELEASE:

November 2012



Standard Characters

A B C D E F G H I J K L M
N O P Q R S T U V W X Y Z

a b c d e f g h i j k l m n o p q r s t u v w x y z

0 1 2 3 4 5 6 7 8 9 ¹ ² ³ ¹/₄ ¹/₂ ³/₄

! " # \$ % & ' () * + , - . / : ; < > ? @ [\]

^ _ { | } ~ « » – — ‘ ’ , “ ” „ † ‡ • … ‹ › ¢ £ ¥ € f

OTHER CHARACTERS

¡ ¢ ´ ¨ ´ ˆ ˇ ˘ ˚ ˛ ˜ ¨ ° = + × ÷ − ± ¬ · ≈ ≠ ≤ ≥ |

Ω π \$ ^α ^o μ ¶ ‰ / © ® ™ ∂ Δ ∏ Σ √ ∞ ∫ ∠



À Á Â Ã Ä Å Æ Ç Ć Ď
Đ È É Ê Ë Ě Ė Ğ Ĩ Í Î Ĵ Ĳ Ľ Ļ Ŀ
Ń Ò Ó Ô Õ Ö Ø Œ Š Š Š Š
Ţ Ŧ Ũ Ú Û Ü Ů Ű Ų Ÿ Ź Ž Ž Ɔ

ì í î ï ĭ ľ' ł ŋ ñ ñ ò ó ô õ ö ö ő ø œ ʀ ʁ

š š š ß ț ț ù ú û ü ů ů ŷ ý ž ž ž þ

Swashes/Alternates

■ *Swash Caps* A B C D

E F G H I J K L M

N O P Q R S T U

V W X Y Z

■ *Discretionary Ligatures* cb ch ck cl

ct eb eh ek el it rt sb sh sk sl st

■ *Stylistic Alternates* o v w

■ *Titling Alternates* A B C D E F G H I J
K L M N O P Q R S T U V W X Y Z

■ ■ *Beginning and Ending Forms* (see *Stylistic Sets*)

// *Uncategorized* f

Stylistic Sets

a *a* *a* *a* *A* *A*

SS01 SS02 SS03 SS04 SWSH TITL

b *b* *b* *b* *b* *b* *b* *b* *b* *b* *b*

SS01 SS02 SS03 SS04 SS05 SS06 SS07 SS08 SS09 SS10 SS11

b *b* *b* *b* *B* *B*

SS12 SS13 SS14 SS15 SWSH TITL

■ STYLISTIC ALTERNATES (SALT)
 ■ TITLING (TITL)
 ■ BEGINNING FORMS

■ DISCRETIONARY LIGATURES (DLIG)
 ■ SWASH (SWSH)
 ■ ENDING FORMS














SS01 SS02 SS03 DLIG DLIG DLIG DLIG DLIG DLIG SWSH TITL













SS01 SS02 SS03 SS04 SS05 SS06 SS07 SS08 SS09 SS10 SS11







SS12 SS13 SS14 SWSH TITL












SS01 SS02 SS03 SS04 DLIG DLIG DLIG DLIG SWSH TITL

 STYLISTIC ALTERNATES (SALT)
  TITLING (TITL)
  BEGINNING FORMS

 DISCRETIONARY LIGATURES (DLIG)
  SWASH (SWSH)
  ENDING FORMS

f f f L L f f J J L

SS01 SS02 SS03 SS04 SS05 SS06 SS07 SS08 SS09 SS10

f L f F F

SS11 SS12 // SWSH TITL

g g g g L L g g g J

SS01 SS02 SS03 SS04 SS05 SS06 SS07 SS08 SS09 SS10

■ STYLISTIC ALTERNATES (SALT)
 ■ TITLING (TITL)
 ■ BEGINNING FORMS

■ DISCRETIONARY LIGATURES (DLIG)
 ■ SWASH (SWSH)
 ■ ENDING FORMS

g L J g L G G

SS11 SS12 SS13 SS14 SS15 SWSH TITL

h h h h h h h h h h

SS01 SS02 SS03 SS04 SS05 SS06 SS07 SS08 SS09 SS10

h h h h h h H H

SS11 SS12 SS13 SS14 SS15 SS16 SWSH TITL

STYLISTIC ALTERNATES (SALT)

TITLING (TITL)

BEGINNING FORMS

DISCRETIONARY LIGATURES (DLIG)

SWASH (SWSH)

ENDING FORMS



i *i* *i* *it* *I* *I*

SS01 SS02 SS03 DLIG SWSH TITL

j *j* *j* *j* *j* *j* *j* *j* *j* *j*

SS01 SS02 SS03 SS04 SS05 SS06 SS07 SS08 SS09 SS10

J *J* *J* *J* *J* *J* *J*

SS11 SS12 SS13 SS14 SS15 SWSH TITL


■ STYLISTIC ALTERNATES (SALT)
 ■ TITLING (TITL)
 ■ BEGINNING FORMS

■ DISCRETIONARY LIGATURES (DLIG)
 ■ SWASH (SWSH)
 ■ ENDING FORMS











SS01 SS02 SS03 SS04 SS05 SS06 SS07 SS08 SS09 SS10 SS11



SS12 SS13 SS14 SS15 SWSH TITL



SS01 SS02 SS03 SS04 SS05 SS06 SS07 SS08 SS09 SS10 SS11

 STYLISTIC ALTERNATES (SALT)	 TITLING (TITL)	 BEGINNING FORMS
 DISCRETIONARY LIGATURES (DLIG)	 SWASH (SWSH)	 ENDING FORMS



SS12 SS13 SS14 SS15 SS16 SWSH TITL



SS01 SS02 SS03 SS04 SS05 SS06 SS07 SS08 SWSH TITL



SS01 SS02 SS03 SS04 SS05 SS06 SS07 SS08 SWSH TITL

■ STYLISTIC ALTERNATES (SALT)
 ■ TITLING (TITL)
 ■ BEGINNING FORMS

■ DISCRETIONARY LIGATURES (DLIG)
 ■ SWASH (SWSH)
 ■ ENDING FORMS



GIOVIALE · SWASHES/ALTERNATES



SSO1 SSO2 SSO3 SALT SWSH TITL



SSO1 SSO2 SSO3 SSO4 SSO5 SSO6 SSO7 SSO8 SSO9 SS10



SS11 SS12 SWSH TITL

- | | | |
|---|--|---|
|  STYLISTIC ALTERNATES (SALT) |  TITLING (TITL) |  BEGINNING FORMS |
|  DISCRETIONARY LIGATURES (DLIG) |  SWASH (SWSH) |  ENDING FORMS |

q q q q q Q Q

SSO1 SSO2 SSO3 SSO4 SSO5 SSO6 SWSH TITL

r r R R

SSO1 DLIG SWSH TITL

S S S S S S S S

SSO1 SSO2 SSO3 SSO4 SSO5 SSO6 SSO7 SSO8 SSO9

■ STYLISTIC ALTERNATES (SALT)
 ■ TITLING (TITL)
 ■ BEGINNING FORMS

■ DISCRETIONARY LIGATURES (DLIG)
 ■ SWASH (SWSH)
 ■ ENDING FORMS



sb sh sk sl st  *S*



DLIG DLIG DLIG DLIG DLIG SWSH TITL




ſ ſ ſ ſ  *T*

SSO1 SSO2 SSO3 SSO4 SWSH TITL

u u u u  *U*

SSO1 SSO2 SSO3 SSO4 SWSH TITL

 STYLISTIC ALTERNATES (SALT)
  TITLING (TITL)
  BEGINNING FORMS

 DISCRETIONARY LIGATURES (DLIG)
  SWASH (SWSH)
  ENDING FORMS

GIOVIALE · SWASHES/ALTERNATES











SS01 SS02 SS03 SS04 SS05 SS06 SALT SWSH TITL











SS01 SS02 SS03 SS04 SS05 SS06 SALT SWSH TITL













SS01 SS02 SS03 SS04 SS05 SS06 SS07 SS08 SS09 SWSH TITL

 STYLISTIC ALTERNATES (SALT)
  TITLING (TITL)
  BEGINNING FORMS

 DISCRETIONARY LIGATURES (DLIG)
  SWASH (SWSH)
  ENDING FORMS



y y y y y y y y y y y

SS01 SS02 SS03 SS04 SS05 SS06 SS07 SS08 SS09 SS10 SS11

y y y y y y y

SS12 SS13 SS14 SS15 SWSH TITL

z z z z z z

SS01 SS02 SS03 SS04 SWSH TITL

■ STYLISTIC ALTERNATES (SALT)
 ■ TITLING (TITL)
 ■ BEGINNING FORMS

■ DISCRETIONARY LIGATURES (DLIG)
 ■ SWASH (SWSH)
 ■ ENDING FORMS





NOTE:

For Swash alternates (more ornate capitals), Titling alternates (simpler capital forms), and Discretionary Ligatures, be sure to enable Swash, Titling, and Discretionary Ligatures settings in the OpenType panel (Adobe Illustrator & InDesign).

Standard Characters

Marvelous

With Discretionary Ligatures
turned on

Marvelous

With Swash alternates
turned on

Marvelous

With Titling turned on

Marvelous



*Fruit
Full*

GIOVIALE REGULAR
STANDARD CHARACTERS



*Fruit
&
Full*

GIOVIALE REGULAR
WITH SWASHES/ALTERNATES



Fruit
Full

■ SWASH

■ DISCRETIONAL LIGATURES

■ SS01

■ SS15



Opal doublet




*A thin layer of precious
opal glued to a black base
causes the colour to become
darker and more vibrant*

GIOVIALE REGULAR & BOLD
STANDARD CHARACTERS



Opal doublet



✧

*A thin layer of precious
opal glued to a black base
causes the colour to become
darker and more vibrant*

GIOVIALE REGULAR & BOLD
WITH SWASHES/ALTERNATES



*A thin layer of precious
opal glued to a black base
causes the colour to become
darker and more vibrant*



STYLISTIC ALTERNATES



TITLING



ORNAMENTS



SWASH



SS11



SS02



SS04



Ornaments



a

b

c

d

e

f

g



h

i

j

k

l

m

n



o

p

q

r

s

t

