

CarnokyType is a small type foundry of Samuel Čarnoký – typographer, graphics and type designer from Slovakia. Foundry was founded in 2010, and it is focused on producing of high quality display and text OpenType fonts for various kinds of typographic use.

Released fonts

Technik

SAMO SANS Pro

Samo Sans

LECO 1988


LECO 1976

LECO 1983

Arcus

—

More details and purchased options about these types you can view on myfonts.com



Technik is a constructed typeface, which is almost strictly designed from basic geometrical elements consisting of mainly circles, also squares and diagonal shapes. Another characteristic is the connection of diagonals, verticals and diagonals, and also of some circle shapes touching each other at one point. It makes the original look of the type and prevents the problematic dark places in some letters. The technical feeling of the type (mainly in uppercase letters) is balanced by the design of lowercase which looks more friendly and fresh. Technik is not designed as a text typeface, it is recommended mainly for display typesetting. You can use it for example in fashion industry or in branding typography, or everywhere where you need the technical feeling of the constructed typefaces to look less cold and more friendly.

Technical informations

Foundry / CarnokyType
Designer / Samuel Čarnoký
Design date / 2011–2012
Release date / 2012
Font format / OpenType (OTF)
Number of glyphs / 558 glyphs
Styles / 4 styles
Weights / 4 weights



⟨bauhaus⟩

the sexiest woman of 2012

GEOMETRIA

fashion

Summer sale 80%!



Technik typeface is designed in four weights, representing four font styles of the full type family. Names of styles are set by numbers, referring about the weight of the style.

Technik-100 is the basic weight and the other weights like 25, 50 and 200 are the multiples of the basic one.

This type does not include italics, but you can make your own slanted styles by skewing the font in a graphic application. Maximal recommended skew value is about 10%.

Technik 25

GEOMETRIA (z gréckych slov Geo = zem a metro = miera) je disciplína matematiky prvýkrát popularizovaná medzi starovekými Grékmi Tálesom (okolo 624 – 547 pred Kr.), ktorý sa zaoberal vzťahmi v priestore. Najstaršie známky geometrie sa dajú sledovať už v starovekom Egypte. Rindský papyrus popisuje zarážajúco presný spôsob výpočtu aproximácie čísla π , s chybou menšou ako jedna stotina. Rindský papyrus tiež popisuje jeden z prvých pokusov kvadratury kruhu, ako aj istú

Technik 100

GEOMETRIA (z gréckych slov Geo = zem a metro = miera) je disciplína matematiky prvýkrát popularizovaná medzi starovekými Grékmi Tálesom (okolo 624 – 547 pred Kr.), ktorý sa zaoberal vzťahmi v priestore. Najstaršie známky geometrie sa dajú sledovať už v starovekom Egypte. Rindský papyrus popisuje zarážajúco presný spôsob výpočtu aproximácie čísla π , s chybou menšou ako jedna stotina. Rindský papyrus tiež popisuje jeden z prvých pokusov kvadratury kruhu, ako aj

Technik 50

GEOMETRIA (z gréckych slov Geo = zem a metro = miera) je disciplína matematiky prvýkrát popularizovaná medzi starovekými Grékmi Tálesom (okolo 624 – 547 pred Kr.), ktorý sa zaoberal vzťahmi v priestore. Najstaršie známky geometrie sa dajú sledovať už v starovekom Egypte. Rindský papyrus popisuje zarážajúco presný spôsob výpočtu aproximácie čísla π , s chybou menšou ako jedna stotina. Rindský papyrus tiež popisuje jeden z prvých pokusov kvadratury kruhu, ako aj istú

Technik 200

GEOMETRIA (z gréckych slov Geo = zem a metro = miera) je disciplína matematiky prvýkrát popularizovaná medzi starovekými Grékmi Tálesom (okolo 624 – 547 pred Kr.), ktorý sa zaoberal vzťahmi v priestore. Najstaršie známky geometrie sa dajú sledovať už v starovekom Egypte. Rindský papyrus popisuje zarážajúco presný spôsob výpočtu aproximácie čísla π , s chybou menšou ako jedna stotina. Rindský papyrus tiež popisuje jeden z prvých pokusov

Weights & styles

Technik 25
Technik 50
Technik 100
Technik 200

Technik character set consists of a complete set of Latin glyphs, with the support of diacritics for all European languages. It also includes tabular numerals, standard and discretionary ligatures, arrows, some alternate glyphs and other characters sufficient for professional typesetting. A lot of the glyphs are accessible via OpenType features.

Full list of the OpenType features of this font you can see on [page #7](#).

Glyph groups

1. uppercase
2. lowercase
3. standard ligatures
4. discretionary ligatures
5. lining numerals
6. tabular lining numerals
7. monetary symbols
8. tabular monetary symbols
9. punctuation
10. other signs
11. mathematical signs
12. fractions
13. numerators
14. denominators
15. superscripts/superiors
16. subscript/inferiors
17. arrows
18. diacritical marks

1	A	B	C	D	E	F	G	H	I	J	K	L	M	N	O	P	Q	Q	R	S	T	U	V	W	X	Y	
Z	Á	Ă	Â	Ä	À	Ā	Ą	Å	Ã	Ā	Â	Ä	À	Ā	Ą	Å	Ã	Æ	É	Ć	Č	Ç	Ĉ	Ċ	Ď		
Đ	É	Ě	Ě	Ê	Ë	Ë	È	È	Ě	Ě	Ě	Ğ	Ĝ	Ĝ	Ĝ	Ĥ	Ĥ	Í	Ï	Î	Ï	Ī	Ĵ	Ť	Ů		
Ĭ	Ĵ	Ķ	Ļ	Ļ	Ł	Ł	Ł	Ń	Ń	Ń	Ń	Ñ	Ó	Ö	Ô	Ö	Ò	Õ	Ø	Ø	Õ	Œ	Ŕ	Ŗ	Ŗ		
Ś	Š	Ş	Ŝ	Ş	Ʀ	Ʀ	Ʀ	Ú	Û	Û	Û	Û	Û	Û	Û	Û	Ű	Ű	Ű	Ű	Ý	ÿ	ÿ	Ž	Ž		
Ž	Ț	Đ	Ń	Ɔ	2	a	a	o	b	c	d	e	e	f	g	h	i	j	k	l	m	n	o	p	q	r	
s	t	u	v	w	x	y	z	á	ă	â	ä	à	ā	ą	å	ã	á	ă	â	ä	à	ā	ą	å	ã	ó	
õ	ú	ö	ô	ö	ù	ō	q	ô	õ	æ	æ	æ	æ	ć	č	ç	ĉ	ċ	d'	đ	é	ě	ě	ê	ë	ë	
è	è	è	ē	ę	é	ě	ě	ê	ë	ë	è	è	è	ē	ę	ğ	ğ	ğ	ğ	ħ	ĥ	í	ï	î	ï	ì	
ī	ĵ	ĩ	ij	ı	ĵ	ĵ	ķ	ķ	ĺ	ĺ	ĺ	ł	ł	ń	ń	ņ	ņ	ņ	ó	õ	ô	ö	ò	õ	ō		
ø	ø	õ	œ	œ	ř	ř	ŗ	ś	š	ş	ș	ș	†	†	†	ú	ű	û	ü	ú	ù	ū	ų	ű	ŵ		
Ẁ	Ẁ	Ẁ	ẏ	ẏ	ẏ	ẑ	ẑ	ẑ	‡	‡	‡	β	β	3	ff	fi	ffi	fl	ffl	fj	ffj	4	ct	st	sp	sh	
5	0	1	2	3	4	5	6	7	8	9	#	6	0	1	2	3	4	5	6	7	8	9	#	7	α	φ	
\$	€	£	¥	ƒ	8	α	φ	\$	€	£	¥	ƒ	9	!	?	ı	ı	ı	ı	.	,	:	;	...	*	/	
\	_	-	-	—	·	•	-	-	—	·	<	>	[]	{	}	<	>	[]	{	}	"	'	‘	’	
ı	“	”	„			«	»	<	>	«	»	<	>	10	ƒ	@	@	@	@	™	©	†	‡	°	ª	ª	
º	Nº	Ω	¶	11	%	%	+	-	<	=	>	x	±	÷	≤	≥	~	≈	≠	¬	^	∅	Δ	Π	Σ	√	
∞	∫	∠	π	μ	12	/	½	⅓	¼	⅕	⅙	⅚	⅜	⅘	⅞	13	0	1	2	3	4	5	6	7	8	9	
<	>	-	ı	·	14	0	1	2	3	4	5	6	7	8	9	<	>	-	ı	·	15	0	1	2	3	4	
5	6	7	8	9	<	>	-	ı	·	d	h	n	r	s	t	16	0	1	2	3	4	5	6	7	8	9	
<	>	-	ı	·	17	←	↑	→	↓	↖	↗	↘	↙	←	↑	→	↓	↖	↗	↘	↙	18	˘	˙	˚	˛	
ˆ	˙	˚	˛	˜	˘	˙	˚	˛	˜	˘	˙	˚	˛	˜	˘	˙	˚	˛	˜	˘	˙	˚	˛	˜	˘	˙	
˜	˘	˙	˚	˛	˜	˘	˙	˚	˛	˜	˘	˙	˚	˛	˜	˘	˙	˚	˛	˜	˘	˙	˚	˛	˜	˘	˙

Although this type is not primarily designed for text typesetting, this page shows sample text displaying the typeface in various sizes of typesetting. The sample text is set in regular style Technik-100.

Typography (from the Greek words [typos] = form and [graphe] = writing) is the art and technique of arranging type in order to make language visually appealing. The arrangement involves the selection of typefaces, point size, line length, leading (line spacing), adjusting the spaces between groups of letters (tracking) and adjusting the space between pairs of letters (kerning). Typographic design is a closely related craft; some consider it distinct and others a part of typography; most typographers do not design typefaces.

Typography (from the Greek words [typos] = form and [graphe] = writing) is the art and technique of arranging type in order to make language visually appealing. The arrangement involves the selection of typefaces, point size, line length, leading (line spacing), adjusting the spaces between groups of letters (tracking) and adjusting the space between pairs of letters (kerning). Typographic design is a closely related craft; some consider it distinct and others a part of typography; most typographers do not design typefaces.

Typography (from the Greek words [typos] = form and [graphe] = writing) is the art and technique of arranging type in order to make language visually appealing. The arrangement involves the selection of typefaces, point size, line length, leading (line spacing), adjusting the spaces between groups of letters (tracking) and adjusting the space between pairs of letters (kerning). Typographic design is a closely related craft; some consider it distinct and others a part of typography; most typographers do not design typefaces.

Typography (from the Greek words [typos] = form and [graphe] = writing) is the art and technique of arranging type in order to make language visually appealing. The arrangement involves the selection of typefaces, point size, line length, leading (line spacing), adjusting the spaces between groups of letters (tracking) and adjusting the space between pairs of letters (kerning). Typographic design is a closely related craft; some consider it distinct and others a part of typography; most typographers do not design typefaces.

Typesetting specification

- ↗ 40/48 pt
- ↗ 20/25 pt
- 12/15 pt
- 6/9 pt

This page shows inverz (white on black) sample text displaying the typeface in various sizes of typesetting. The sample text is set in regular style Technik-100.

Typography (from the Greek words [typos] = form and [graphe] = writing) is the art and technique of arranging type in order to make language visible. The arrangement involves the selection of typefaces, point size, line length, leading (line spacing), adjusting the spaces between groups of letters (tracking) and adjusting the spaces between pairs of letters (kerning). Type design is a related craft, which some consider distinct and others consider a part of typography; most typographers do not design typefaces.

Typography (from the Greek words [typos] = form and [graphe] = writing) is the art and technique of arranging type in order to make language visible. The arrangement involves the selection of typefaces, point size, line length, leading (line spacing), adjusting the spaces between groups of letters (tracking) and adjusting the spaces between pairs of letters (kerning). Type design is a related craft, which some consider distinct and others consider a part of typography; most typographers do not design typefaces.

Typography (from the Greek words [typos] = form and [graphe] = writing) is the art and technique of arranging type in order to make language visible. The arrangement involves the selection of typefaces, point size, line length, leading (line spacing), adjusting the spaces between groups of letters (tracking) and adjusting the spaces between pairs of letters (kerning). Type design is a related craft, which some consider distinct and others consider a part of typography; most typographers do not design typefaces.

Typography (from the Greek words [typos] = form and [graphe] = writing) is the art and technique of arranging type in order to make language visible. The arrangement involves the selection of typefaces, point size, line length, leading (line spacing) and adjusting the spaces between groups of letters (tracking) and adjusting the spaces between pairs of letters (kerning). Type design is a related craft, which some consider distinct and others consider a part of typography; most typographers do not design typefaces. In modern times, typography has been put into motion — in film, television, and online broadcasts — to add emotion to mass communication. Typography is performed by typesetters, compositors, and graphic designers, art directors, comic book artists, and clerical workers, and anyone else who arranges type for print. Until the Digital Age, typography was a specialized occupation. Digitization opened up typography to new generations of designers and lay users, and it has been said that “typography is something everybody does.” Typography traces its origins to the first punches and dies used to make seals and currency in ancient times. The typographical principle, that is the creation of text by reusing identical characters, was first realized in the Phaistos Disc, an enigmatic Minoan print item from Crete, which dates between 1850 and 1600 BC. It has been suggested that Roman lead pipe inscriptions were created by moving type, but this view has been recently dismissed by some scholars.

Typesetting specification

- ↗ 40/48 pt
- ↗↗ 20/25 pt
- 12/15 pt
- 6/9 pt

case-sensitive / all caps (case)	<code><?iCase@Sensitive> - · » →</code>	→ <code><?iCASE@SENSITIVE> - · » →</code>
stylistic alternates (salt)	Quick ape is not lazy dog!	→ Quick elefant is not lazy dog!
ligatures (liga)	fish, fluidum, fjord, affinity...	→ fish, fluidum, fjord, affinity...
discretionary ligatures (dlig)	best shopping, contact	→ best sh ^o pping, contact ^f
	<code><- -^ ^- -> </ /></code>	→ <code><← ↑ ↓ → ↙ ↗</code>
denominators (dnom) / numerators (numr)	<code><012345.,-> / <012345.,-></code>	→ <code><0123.,-> / <0123.,-></code>
fractions (frac)	0/0 1/2 1/4 3/4 18/1981	→ % ½ ¼ ¾ 18/1981
ordinals (ordn)	1a 2o 1st 2nd 3rd 20th	→ 1 ^a 2 ^o 1 st 2 nd 3 rd 20 th
tabular figures (tnum)	0123456789 \$¢€£¥f#	→ 0123456789 \$¢€£¥f#
localized forms (locl)	localized forms§	→ localized forms§
superiors (sup) / inferiors (sinf)	<code><012345.,.-> / <012345.,.-></code>	→ <code><012345.,.-> / <012345.,.-></code>
stylistic set 1 (ss01)	Quick ape is not lazy dog!	→ Quick elefant is not lazy dog!
stylistic set 2 (ss02)	Quick ape is not lazy dog!	→ Quick elefant is not lazy dog!
stylistic set 3 (ss03)	Quick ape is not lazy dog!	→ Quick elefant is not lazy dog!
turkish/azeri/crimean tatar	typografia	→ typografia

For more readable look of this type you can use alternate "a, e" lowercase glyphs which are drawn more traditionally. Another alternate is a one shaped lowercase "a". All these glyphs are accesible via OpenType features.

Default glyphs

a e

Stylistic set 1

a e

Stylistic set 2

a

Stylistic alternates

stylistic set 1 (ss01)
stylistic set 2 (ss02)

Typography (from the Greek words [typos] = form and [graphe] = writ is the art and technique of arrangir type in order to make language vis The arrangement of type involves t selection of typefaces, point size,

Typography (from the Greek words [typos] = form and [graphe] = writ is the art and technique of arrangir type in order to make language vis The arrangement of type involves t selection of typefaces, point size,

Typography (from the Greek words [typos] = form and [graphe] = writ is the art and technique of arrangir type in order to make language vis The arrangement of type involves t selection of typefaces, point size,

Thank you for watching or purchasing CarnokyType fonts. For more additional informations, or if you have any questions or you see some mistakes in released fonts please message on carnoky@gmail.com

Printing specification

For the best view of the type samples used in this specimen it is recommended to print these pages on the high quality laser printer with sharp edges of the print. The format of pages is A4 standard (297×210 mm). To view the samples in the real size please set Page scaling in Print setup preferences on None.

©arnokýTypeFoundry

enjoy your work
with CarnokyType fonts

